





Name _____

Parent Signature _____

Be a word work STAR!

Choose one activity from each column for your word work homework each night of the week, and you'll be a star! Circle the four activities you complete. Due on Friday with parent signature.

			
Scramble each of your spelling words. Have someone at home unscramble them.	Write your words in abc order, then again in backwards abc order.	Write each word, then list an antonym or synonym for it.	Write a tongue twister sentence for each spelling word.
Write each of your words pyramid style.	Write each word, then write it again separated into syllables.	Draw a simple picture to illustrate each of your spelling words. Be sure to write the word too.	Write a riddle for each word. Give three clues that describe each word. Ask someone at home to guess the word.
Type your words on the computer. Make each word a different color, size or font.	Write your words in a list from shortest to longest, then longest to shortest.	Cut individual letters from newspapers or magazines to spell out your words.	Write a letter to a friend using at least 10 of your spelling words.
Write each of your words rainbow style.	Write each word and then again with green vowels and purple consonants.	Look up each word in a dictionary and list the guide words.	Invent a new product and write a commercial to advertise it with at least 10 spelling words.
Write your words twice with your right hand and twice with your left hand.	Make a word train! Write each word end to end like one long word, but use a different color for each new word.	Use Scrabble tiles to add up the value of each spelling word.	Write a realistic fiction story with at least 10 words.